





# Impact of a Default Nudge Intervention on Plant-Based Milk Consumption in a UK University Café

Katie Major-Smith<sup>1</sup> , Gregory Borne<sup>1,2</sup>, Laura Wallis<sup>1</sup> , Daniel Major-Smith<sup>3</sup> ,  
Debby Cotton<sup>1</sup> 

[1] Sustainability, Creativity and Innovation Research Group, Plymouth Marjon University, Plymouth, United Kingdom.  
[2] Cornwall Business School, Falmouth University, Falmouth, United Kingdom. [3] Population Health Sciences; Bristol Medical School, University of Bristol, Bristol, United Kingdom.

---

Global Environmental Psychology, 2025, Vol. 3, Article e13967, <https://doi.org/10.5964/gep.13967>

Received: 2024-02-13 • Accepted: 2024-09-06 • Published (VoR): 2025-12-23

Handling Editor: Karlijn van den Broek, University of Utrecht, Utrecht, the Netherlands

Corresponding Author: Katie Major-Smith, Sustainability, Creativity and Innovation Research Group, Plymouth Marjon University, Plymouth, PL6 8BH, United Kingdom. E-mail: [katie.major-smith@food.au.dk](mailto:katie.major-smith@food.au.dk)

Badges for Good Research Practices:  Code.  Data.  Diversity Statement.  Preregistration.

## Abstract

Encouraging plant-based food consumption among western consumers is vital for reducing the environmental impacts of animal agriculture. This study examined whether a default nudge intervention increased plant-based milk consumption in a UK university café using an ABAB experimental design. During the intervention phases, the default milk option was changed from dairy to oat milk. In the first intervention phase, customers were approximately three times more likely to consume plant-based milk when oat milk was the default option (from 16.6% to 51.9%). However, this effect was smaller in the second intervention phase compared to the first (from 51.9% to 46.0%), questioning the intervention's long-term impact. Comparable data in the university's second café (where no intervention occurred) found no differences in plant-based milk intake during the study period, suggesting that changes in plant-based milk consumption were due to the default nudge. Based on this intervention, the milk-based carbon footprint per drink reduced by an estimated 25%–34%. These findings suggest that, in a UK university café context, default nudges can encourage plant-based milk consumption and reduce dairy intake. This provides implications for adopting sustainable default nudges in the university and wider food sector to help reduce the environmental impacts of animal agriculture.

## Keywords

plant-based milk, sustainable diets, default nudge, university café, consumers, carbon footprint



This is an open access article distributed under the terms of the Creative Commons Attribution 4.0 International License, CC BY 4.0, which permits unrestricted use, distribution, and reproduction, provided the original work is properly cited.

## Non-Technical Summary

### Background

Promoting plant-based diets among Western consumers is important for reducing the environmental impacts of animal agriculture. To help consumers eat more plant-based foods, nudges can be used whereby small changes are made to the environmental context in which individuals make decisions. This can encourage people to act more sustainably.

### Why was this study done?

Implementing default nudges, a specific type of nudging which changes the default option of choices, seem particularly effective at encouraging people to reduce their meat consumption. However, research in this area is still emerging. Therefore, we wanted to test whether implementing a default nudge encouraging plant-based milk consumption influenced sustainable food choices beyond meat reduction and whether they replicate in different real-world settings.

### What did the researchers do and find?

An experiment was carried out in a UK university café where the type of milk automatically given to customers in their drink changed from dairy milk to oat milk. Customers were informed of this change through signs in the café and were able to request a different milk type if they wished. This was then repeated, so there were two phases of oat milk being the default milk; between the phases, the default milk reverted to dairy milk (that is, first dairy milk was the default, then oat milk, then back to dairy milk, then finally back to oat milk). A second café at the university where the default nudge was not implemented was used as a comparison. We found that during the first phase of oat milk being the default milk, customers were much more likely to consume plant-based milk. While this was still true for the second phase, we found that the amount of plant-based milk consumed was smaller, questioning the long-term impact of this default nudge. Comparable data in the university's second café (where the default nudge was not implemented) found no differences in plant-based milk intake during the study period, suggesting that changes in plant-based milk consumption were due to the default nudge. Furthermore, the milk-based carbon footprint per drink also reduced substantially when oat milk was the default milk.

### What do these findings mean?

Although we are unsure of their long-term impact, these findings suggest that default nudges can significantly increase plant-based food consumption beyond meat reduction and help shift consumers' diets, supporting the use of default nudges in the university and wider food sector.

## Highlights

- Changing a university café's default milk option from dairy to oat milk was tested experimentally.
- The default nudge intervention increased customers' plant-based milk consumption.
- Carbon footprint of drinks decreased during the intervention.
- However, the intervention effect reduced as the study progressed.

Food production is one of the largest drivers of environmental damage caused by human activity (WWF, 2020), with global climate targets in the Paris Agreement unable to be met if current trends within our food systems continue (Clark et al., 2020). While systemic change is needed to sustainably transform our food system, shifting western consumers' diets can significantly contribute to reducing the environmental impact of food production and help achieve climate commitments (Behavioural Insights Team, 2021; Clark et al., 2020). Owing to the environmental damage caused by animal agriculture (Poore & Nemecek, 2018), and the overconsumption of animal products in the global north (Ritchie & Roser, 2023), consumers' diets need to become more plant-based (Scarborough et al., 2023).

Insights from behavioural sciences can be applied to help promote plant-based diets. One framework is nudge theory (or 'nudging'), which aims to change people's behaviour by altering the environmental context in which individuals make decisions while maintaining freedom of choice (Thaler & Sunstein, 2008). Nudging is based on the recognition that, when faced with decisions, individuals often use cognitive shortcuts instead of making well-reasoned choices (Kahneman, 2011). This can bias people's behaviour, resulting in them making less-optimal choices for themselves, society and the planet (Thaler & Sunstein, 2008). Having received much attention among policymakers, nudging has become widely embedded in western policy in recent decades (Halpern, 2015). Nudging has also become increasingly common in the environmental sector. Termed 'green nudging', it can address environmental issues by promoting pro-environmental behaviours and there has been growing support to integrate green nudges into sustainability-related policy, including governmental and higher education policy (Carlsson et al., 2021; UNEP et al., 2020).

Despite this potential, the impact of nudging on changing people's behaviour has been heavily debated, with concerns that impact may be limited (Chater & Loewenstein, 2023; DellaVigna & Linos, 2022; Maier et al., 2022). Research suggests that the influence of nudges depends on the type of nudge and area of focus, with nudges being particularly effective at altering individuals' food choices (Mertens et al., 2022). However, research in this area is still developing (Reisch & Sunstein, 2021). For example, carbon labels promoting plant-based diets do not work effectively in real-world settings (Kaljonen et al., 2020), despite positive results in online experiments (Betz et al., 2022), and the impact

of positive food descriptions (e.g., dish of the day') are mixed (Saulais et al., 2019; Zhou et al., 2019). Furthermore, nudges based on social norms can have unintended adverse effects by reducing or reversing the desired behaviour (the 'boomerang effect'; Osman et al., 2020; see Griesoph et al., 2021, and Sparkman et al., 2020).

One nudge which seems particularly effective at increasing plant-based food consumption is the 'default' nudge, which makes sustainable food the default option (similar to using an 'opt-out' strategy; Meier et al., 2022). Although studies testing the influence of default nudges on real-world food choices are still emerging, they seem effective at encouraging plant-based food intake, even when meat-based options were available upon request. For example, Hansen et al. (2021) found that conference attendees whose catering choice defaulted to a vegetarian option ate significantly more vegetarian meals compared to attendees who received a meat option default (86%–89% versus 2%–12.5%). Similarly, Danish students ate approximately twice as many meat-free meals when allocated a default vegetarian meal choice (Randers & Thøgersen, 2023); see also Campbell-Arvai et al. (2014) and Taufik et al. (2022) for similar findings. Although only a handful of studies have explored default nudges and sustainable food consumption, their positive impact on decreasing meat intake has encouraged public support for policy to incorporate default nudges to increase sustainable diets (Reisch & Sunstein, 2021).

Default nudges may be effective because of various cognitive biases driving inertia, including:

- i. *Status quo bias*, where people have a tendency to continue with the current situation instead of changing (Samuelson & Zeckhauser, 1988), which is even stronger for individuals paying less attention (Thaler & Sunstein, 2008).
- ii. *Loss aversion*, where people's perception of the negative impact of losing something (i.e., the default) is greater than the potential benefit of gaining it (Kahneman, 2011).
- iii. *Perceptions of endorsement*, where people believe that the default has been selected to benefit them and is the socially acceptable action to take (Meier et al., 2022).

Although people's predisposition to take no action makes default nudges effective, the extent of their impact depends on how the nudge is implemented (Sunstein, 2017). Based on a systematic review of studies applying default interventions to decrease meat reduction, Meier et al. (2022) identified four factors which increased effectiveness of this nudge. These were:

1. The alternative requiring more effort.
2. Awareness of the alternative being low.
3. The appearance of the default being more attractive than the alternative.
4. People paying low attention.

These factors emphasise the myriad of influences that affect the success of default nudges and highlight the complexities of delivering such nudges in real-world settings.

Further research is needed to determine the impact of default nudges on encouraging sustainable food choices beyond meat reduction and whether these replicate in real-world settings. Existing research has focused on reducing meat consumption, but no studies have tested whether default nudges can reduce dairy milk intake and increase plant-based milk consumption (Reisch et al., 2021), even though plant-based milk has a substantially lower environmental impact than dairy (Ritchie, 2022). The environmental damage caused by dairy production (Poore & Nemecek, 2018) adds urgency to research examining the role of default nudges in shifting consumers' diets away from this food group (Grundy et al., 2022). Even more important is the need for research which tests the effectiveness of default nudges in real-world settings since this is currently very limited (Meier et al., 2022). While default nudges are known to be effective (Meier et al., 2022), conceptual replications of default nudges in different contexts will help determine the robustness of this intervention in enhancing sustainable food consumption, as well as the potential effect sizes of such interventions. For instance, although default nudges encouraging meat-free meal choice have shown to be effective in restaurant settings (Campbell-Arvai et al., 2014; Hansen et al., 2021; Randers & Thøgersen, 2023; Taufik et al., 2022), it is not clear the extent to which these results generalise to drink choices in café settings; it is perhaps plausible that factors influencing drink purchasing and the context in which this behaviour occurs differ. For example, café customers may have stronger location-bound preferences than restaurant customers because they are likely to buy the same drink from the same location repeatedly, meaning they may be less influenced by default nudges (Venema & Jensen, 2024).

The present study contributes to the growing literature on the effectiveness of nudge interventions on sustainable food consumption by testing the effect of a default nudge on sustainable drink behaviour (plant-based milk consumption). Specifically, this study aims to answer the research question: Does changing menu defaults increase plant-based milk consumption in a UK university café? To do this, we test the hypothesis that making plant-based milk the default option in drinks will increase plant-based milk consumption by conducting an experimental study which changes the default milk option in one university café but not in a second café at the same university.

## Method and Materials

### Intervention

An intervention where plant-based milk is the default milk option for drinks sold at a university café was tested during the study (for the theoretical framework behind this intervention, see Supplementary Section S1 in Major-Smith, 2024b). Specifically, customers purchasing drinks from Plymouth Marjon University's (PMU) main café (known as Barjon Café) were automatically given oat milk in their drink unless they requested

otherwise. Oat milk was chosen because it is the most requested plant-based milk among the café's customers and has low environmental impact; using significantly less land and water, and emitting fewer greenhouse gas emissions, than dairy milk (Ritchie, 2022). While delivering the intervention, three signs were displayed informing customers that oat milk would be automatically applied to drinks for environmental reasons and that alternative milks were available upon request (Supplementary Section S2; Major-Smith, 2024b). Two signs were located on the café's counter, one of which was next to the till where customers ordered and paid for their drinks. A third sign was displayed on the wall before entering the café. The other milk options available upon request were almond, coconut, dairy and soy; the baristas asked customers if they had any allergies before serving them. The study received ethical approval from PMU's Research Ethics Panel, which did not require informed consent from café customers.

## Setting

The experiment took place at PMU's Barjon Café. Managed by an external catering company, this café is located on the main campus and is predominantly used by staff and students. The café is much busier during weekdays than weekends. A second café, the Grandstand Café, was used as a comparison site during which data on drink sales was collected but no intervention applied. Managed by the same catering team as Barjon Café, the Grandstand Café is situated in the university's sports centre, located just off the main campus. During weekdays, this café is used by staff, students and members of the public visiting the sports centre, while during weekends it is mainly used by the public.

## Study Design

To test the intervention, an ABAB experimental design was implemented from 30<sup>th</sup> January–31<sup>st</sup> March 2023. As Barjon Café's drink sales are highest during term time, the study was implemented during a semester. An ABAB design contains four phases: A1 (baseline), B1 (first intervention), A2 (second baseline) and B2 (second intervention). This design was selected because it effectively tests the impact of an intervention by using baseline data to describe any changes to behaviour prompted by the intervention (by comparing B1 to A1), predicts behaviour if the intervention was not implemented (A1), tests if the intervention replicates (by comparing B2 to A2), and indicates potential carryover effects (by comparing A2 to A1; Kazdin, 2019; Nock et al., 2007). Furthermore, given the restrictions of conducting research in a real-world setting, applying this type of experimental design is more feasible than other research designs (e.g., conducting a randomised-controlled trial because of the challenges of randomly allocating customers to conditions). The Grandstand Café was used as a control comparison where no intervention was conducted to provide stronger support that any observed changes in

plant-based milk consumption at Barjon Café could be attributed to the intervention (Rare & Behavioural Insight Team, 2019).

To determine the sample size of drink sales needed for each condition given various effect sizes, and thus the length of each study phase, power analyses were conducted. This was based on the mean number of milk-based beverages sold in Barjon Café during a semester weekday in 2022, and the number which contained plant-based milk. An average of 256 drinks were sold daily, with 21 (8.2%) containing plant-based milk. Power analyses explored the sample size needed within each study phase to detect a 2.5, 5, 10 and 20%-point difference in plant-based milk consumption between conditions. For a proportion test with an alpha level of .05 and power of .8, to detect a small effect of a 2.5%-point increase in plant-based milk consumption the sample size for each study phase would need to be 2148 drink sales (approximately eight days). Taking this into consideration, as well as the 2022–2023 academic timetable, it was decided that two weeks for each study phase would be sufficient to detect even a small change in plant-based milk consumption of 2.5%-points. While this study may have been overpowered, especially considering the larger effect sizes from previous default nudges on meat reduction, this also allowed us to examine the longer-term effect of the default nudge intervention.

During the first phase (A1) baseline data were collected on customers' drink purchasing and milk preferences in Barjon Café. During this time, drinks continued to be served in the same way as normal (i.e., dairy milk default) and data were collected for three weeks from 30<sup>th</sup> January–19<sup>th</sup> February. This phase incorporated a half term week from 13<sup>th</sup>–19<sup>th</sup> February and even though data were collected during this week, these data were removed during analysis because a higher proportion of the public visited the Grandstand Café, and fewer students visited Barjon Café, which could bias results (for more information on this, and robustness checks which show that the inclusion of this week does not alter the conclusions of the results reported below, see Supplementary Section S3 in Major-Smith, 2024b). The first intervention phase (B1) was then implemented, which ran for two weeks from 20<sup>th</sup> February–5<sup>th</sup> March. This was followed by the second baseline phase (A2) during which the intervention ceased and dairy milk was again the default. This A2 phase ran for two weeks from 6<sup>th</sup>–19<sup>th</sup> March. The final phase (B2) repeated the intervention and ran for two weeks from 20<sup>th</sup>–31<sup>st</sup> March. During all phases, baristas collected data on the number of drinks sold daily (from 7.30am to 5pm) and which milk was consumed, with data hand-recorded on paper-based recording sheets. The same information was collected from the Grandstand Café, except for 17<sup>th</sup> March when no data were collected because of staff changes. The two Barjon Café baristas received training prior to the study starting, and both baristas were present for the duration of the study except for a few hours on 20<sup>th</sup> and 21<sup>st</sup> March when two different baristas managed the café, both of whom received brief training. Due to differences in customers of both cafés during weekends (e.g., a greater proportion of the

public visiting the Grandstand Café and substantially less customers visiting Barjon Café) and the challenges of training the weekend baristas because of frequent staff changes, weekend data were not collected.

## Pre-Registered Analysis Plan

This study was pre-registered on the Open Science Framework (see Major-Smith, 2024a) on 27<sup>th</sup> January 2023. The primary analyses using aggregate-level data were conducted as described in the pre-registration document, but with the addition of non-preregistered equivalence tests for the Grandstand Café (Control Café (Grandstand) Section). However, we were unable to conduct mixed-effects models using individual-level data (see Supplementary Section S4 in Major-Smith, 2024b).

## Data Analysis

To test whether the intervention impacted plant-based milk consumption, a Poisson regression model was conducted to estimate the risk ratio effect of each phase (i.e., B1, A2 and B2) relative to the A1 baseline phase. This analysis: 1) examined whether the B1 intervention phase affected plant-based milk consumption (comparing B1 to A1); 2) examined differences between the two baseline phases, indicating potential carryover effects from the first intervention phase (comparing A2 to A1); and 3) examined the effect that the B2 intervention phase had on plant-based milk consumption compared to the first baseline phase (comparing B2 to A1). To estimate unbiased standard errors when using Poisson regression with a binary outcome, we applied robust standard errors (Zou, 2004). For this analysis, data were disaggregated into one row per drinks purchase, with the outcome a binary variable of whether the drink contained plant-based milk or dairy milk.

As the third component uses the first baseline phase (A1) as a comparison for the effect of the second intervention phase (B2), this may not accurately reflect the true effect of the second intervention phase if differences occurred between the two baseline phases. For example, if plant-based milk consumption was higher during the second baseline phase (A2) than the first (A1), then the intervention's effect would be different when comparing it to the first baseline phase instead of the second. Therefore, to more accurately assess whether the intervention replicated, using the Poisson model above a post-estimation hypothesis test was conducted to compare whether the effect size of the B1 intervention phase differed from the B2 intervention phase, adjusting for any potential A2 differences from the A1 baseline. If a difference was found, then a further Poisson model comparing B2 to the baseline A2 phase was conducted to estimate this risk ratio.

To examine whether there was a causal effect between the intervention and plant-based milk consumption, analyses were replicated in the comparison Grandstand Café

site, in addition to non-preregistered equivalence tests to formally test for the absence of an effect (Lakens et al., 2018). For all analyses, data on consumption of the default plant-based milk (oat milk) were collated with consumption data of other plant-based milks (e.g., if customers requested a different plant-based milk instead of the default oat milk). This is because separate analysis of plant-based milk consumption was not necessary for answering the research question. Analyses were conducted in R 4.2.3 using the packages *ggplot2* (Wickham, 2016), *marginalEffects* (Arel-Bundock, 2023), *readxl* (Wickham & Bryan, 2023), *sandwich* (Zeileis et al., 2020) and *Tidyverse* (Wickham et al., 2019).

We also conducted a carbon footprint analysis to calculate any changes in greenhouse gas emissions due to the intervention. The carbon footprint of each drink and milk option was quantified, after which the mean carbon footprint of milk per drink consumed in each condition was calculated (to account for different sample sizes between the phases), which combined the carbon footprints of dairy milk, oat milk and other plant-based milk options (see Supplementary Section S5 in Major-Smith, 2024b).

## Results

### Intervention Café (Barjon)

The mean number of drinks sold daily in Barjon Café during the study period was 206 (Standard Deviation = 54, range = 103–404). The percentage of plant-based milk consumed during the A1 baseline phase was 16.6%, which increased to 51.9% during the B1 intervention phase. This decreased to 23.0% during the A2 baseline phase and then increased again to 46.0% during the B2 intervention phase. The amount of plant-based milk consumed was 5.9%-points lower in the B2 intervention phase compared to the B1 intervention phase, showing that rates of plant-based milk consumption reduced as the default nudge progressed (Table 1 and Figure 1; rates of plant-based milk consumption also appeared to decrease over time within the B1 and B2 intervention phases). Plant-based milk consumption increased by 6.4%-points during the A2 baseline phase compared to the A1 baseline phase.

The Poisson regression model showed that, compared to the A1 baseline phase, customers were three times more likely to consume plant-based milk during the B1 intervention phase (risk ratio (RR) = 3.13, 95% confidence interval (CI) [2.83, 3.46],  $p < .001$ ) and just under three times more likely in the B2 intervention phase (RR = 2.78, 95% CI [2.50, 3.08],  $p < .001$ ). Customers were also 40% more likely to consume plant-based milk during the A2 baseline phase compared to the A1 baseline phase (RR = 1.39, 95% CI [1.23, 1.57],  $p < .001$ ), suggesting that carryover effects occurred from the B1 intervention phase to the A2 baseline phase.

**Table 1**

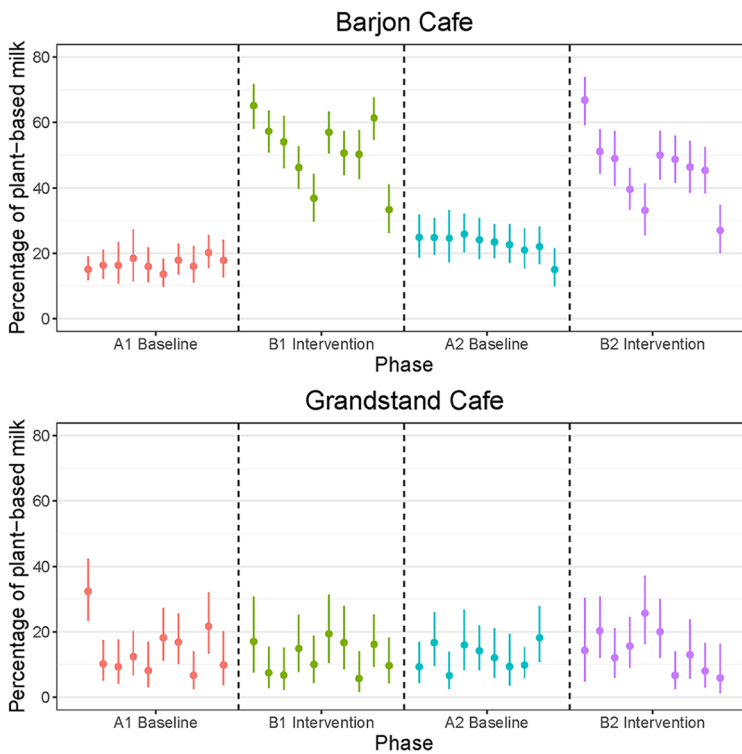
*Mean Percentage of Plant-Based Milk Consumed, and Total Number of Drinks Sold, in Barjon Café and Grandstand Café*

Café	A1	B1	A2	B2
Barjon Café	16.6% (15.1, 18.2)	51.9% (49.7, 54.0)	23.0% (21.2, 24.9)	46.0% (43.7, 48.4)
Total drinks sold	2315	2076	2021	1829
Grandstand Café	15.0% (12.7, 17.4)	12.1% (9.78, 14.6)	12.2% (10.1, 14.6)	14.4% (11.9, 17.1)
Total drinks sold	909	730	868	730

*Note.* A1 = Baseline phase, B1 = Intervention phase, A2 = Baseline phase and B2 = Intervention phase. Binomial confidence intervals for each percentage are shown in brackets.

**Figure 1**

*Percentage of Plant-Based Milk Consumed During Weekdays in Barjon Café and Grandstand Café*



*Note.* A1 = Baseline phase, B1 = Intervention phase, A2 = Baseline phase and B2 = Intervention phase. Each point represents a weekday and error bars for each percentage represent binomial confidence intervals. Grandstand Café data for the 17<sup>th</sup> March 2023 during the A2 phase is missing as data were not recorded due to staff changes.

Next, a post-estimation hypothesis test was conducted to assess whether effect size of the B1 intervention differed from the B2 intervention while adjusting for any differences between the A1 and A2 baseline phases. This test showed that the size of the B2 intervention was approximately one-third smaller than the B1 intervention (RR = 0.64, 95% CI [0.56, 0.73],  $p < .001$ ). Finally, a comparison of the A2 baseline phase and B2 intervention phase showed that customers were twice as likely to consume plant-based milk in the B2 intervention phase compared to the A2 baseline phase (RR = 2.00, 95% CI [1.82, 2.20],  $p < .001$ ), confirming that the B2 intervention phase had a weaker effect than the B1 intervention phase.

### Control Café (Grandstand)

The mean number of daily drinks sold in the Grandstand Café was 83 (Standard Deviation = 22, range = 35–173). The percentage of plant-based milk consumed was approximately equal through all study phases (A1 baseline = 15.0%, B1 intervention = 12.1%, A2 baseline = 12.2%, B2 intervention = 14.4%; see Table 1 and Figure 1).

A Poisson regression model confirmed this interpretation, finding little difference in plant-based milk consumption between the four phases. Plant-based milk consumption did decrease slightly during the B1 intervention phase (RR = 0.81, 95% CI [0.63, 1.03],  $p = .114$ ) and A2 baseline phase (RR = 0.82, 95% CI [0.64, 1.03],  $p = .117$ ), compared to the A1 baseline phase, although no difference was found for the B2 intervention phase (RR = 0.96, 95% CI [0.76, 1.22],  $p = .762$ ). Non-pre-registered equivalence tests suggested that these Grandstand Café results were consistent with effect sizes  $\pm$  2.5%-points or smaller, but likely inconsistent with effect sizes larger than  $\pm$  5%-points (see Supplementary Section S6 in Major-Smith, 2024b for full details).

### Carbon Footprint of Drinks

The mean carbon footprint of milk per drink was lower in the B1 and B2 intervention phases when oat milk was the default milk compared to the A1 and A2 baseline phases (Table 2). While estimated carbon footprints vary between Poore and Nemecek (2018) and Singh-Povel et al. (2022), differences found between each phase for both sources are similar. Compared to the A1 baseline phase, there was a 30%–34% decrease in milk-related greenhouse gas emissions during the B1 intervention phase, and a 25%–28% reduction in the B2 intervention phase. When comparing the B2 intervention phase against the A2 baseline phase, carbon footprint reduction is slightly lower at 21%–22%.

**Table 2***Mean Carbon Footprint of Milk per Drink (kgCO<sub>2</sub>e) Consumed in Barjon Café*

Phase	Using Poore and Nemecek (2018) data	Using Singh-Povel et al. (2022) data
A1	0.79 (0.77–0.81)	0.39 (0.38–0.40)
B1	0.56 (0.54–0.58)	0.26 (0.25–0.27)
A2	0.75 (0.73–0.76)	0.36 (0.35–0.37)
B2	0.59 (0.5–0.61)	0.28 (0.27–0.29)

*Note.* A1 = Baseline phase, B1 = Intervention phase, A2 = Baseline phase and B2 = Intervention phase. This incorporates all milk types consumed during each study phase (i.e., oat milk, dairy milk and other types of plant-based milk). 95% confidence intervals for these mean values are displayed in brackets.

## Discussion

These results demonstrate that changing a menu's milk option default from dairy to oat milk can increase customers' plant-based milk consumption in a UK university café. Customers were approximately three times more likely to consume plant-based milk when oat milk was the default option instead of dairy milk, with the mean milk-based carbon footprint per drink reducing by 25%–34%. Comparable data in a second café at the university found no changes in plant-based milk consumption during the study period, suggesting that the observed differences in intake were due to the intervention. These findings suggest that default nudges can significantly enhance sustainable food consumption beyond meat reduction and help shift consumers' diets, providing implications for the wider adoption of default nudges in the food sector. To our knowledge, this is the first study examining the impact of default nudges on dairy reduction and plant-based milk consumption, and it is intended that these findings will contribute to the growing literature on, and support for, the usefulness of default nudges in encouraging sustainable food consumption.

Utilising default nudges to reduce dairy milk intake among consumers is also likely to benefit organisations. Food businesses commonly employ sustainability strategies to reduce their environmental impact, with targets linked to reducing companies' carbon footprints and rate of unsustainable procurement (Scott, 2018). Utilising default nudges to increase plant-based milk intake would help achieve such targets (Ritchie, 2022). The university sector, in which this study took place, is committed to reducing their emissions and mitigating climate change impacts. Globally, over 1100 educational institutions have committed to becoming net zero by 2050 (UNFCCC, 2025), while in the UK the development of the Climate Commission for Further and Higher Education (Climate Commission for UK Further and Higher Education, 2021a) and the Department for Education's sustainability strategy (Department for Education, 2022), aim to help educational institutions achieve this. The current study has high ecological validity because it tested

the intervention in a university café, thus increasing the generalisability of findings to other university contexts (Schmuckler, 2001). The use of default nudges encouraging plant-based milk consumption at universities, in combination with other efforts, could help the sector achieve net zero.

Furthermore, integrating default nudges into real-world food environments is relatively straightforward to employ and seems to have low impact on customer satisfaction. While the prospects of increasing consumer loyalty and attracting new customers are important drivers for businesses implementing sustainable standards (Sharma, 2019), companies are reluctant to take actions which could negatively impact customer satisfaction (Chkanikova & Mont, 2015). Encouragingly, the present study received little negative customer feedback; only one formal complaint was made and four drinks (out of 3905; 0.1%) were returned by customers who disliked the taste of oat milk. Although formal customer feedback was not obtained during the study, anecdotal evidence from customers and baristas suggest that customers were receptive to the change. Importantly, no negative feedback was received by the baristas (who are first point of call for informal customer feedback). However, this finding may be context-dependent. Attending university offers students an opportunity to break previously practiced behaviours and acquire new habits (Verplanken et al., 2008), with attendance found to increase environmental action, including sustainable transport use (Haggar et al., 2019). Delivering interventions during this life stage could be more effective than at other times. Furthermore, environmental concern is stronger among younger and more highly-education individuals (Li et al., 2019; Panzone et al., 2016), suggesting that university students and staff may be more receptive of changes made for environmental purposes. Additionally, climate change has become a prominent theme among university students, with UK students demanding stronger sustainable action from universities (Climate Commission for UK Further and Higher Education, 2021b). Thus, customers in non-university settings may react differently to milk default changes, meaning that generalisability of the study findings may be limited beyond the university sector.

While the present findings provide promising implications for the employment of default nudges in aiding plant-based milk consumption, the study raises an important consideration on their long-term effectiveness. Research examining default nudges (and nudges more generally) often focused on short-term impact (Hansen et al., 2021; Randers & Thøgersen, 2023; Taufik et al., 2022). While the present study took the same short-term perspective, the decrease in plant-based milk consumption during the second intervention phase compared to the first, as well as within both intervention phases, illustrates the potential for the effectiveness of default nudges to diminish over time. A possible explanation for this could be the ease customers experienced requesting dairy milk (Meier et al., 2022), with the baristas initially directing customers to read the information sign outlining the change in milk default and option to request an alternative milk, despite being asked not to during their training. Although this action only occurred for a few

days, it may have increased customers' awareness of alternative milks being available and reduced efforts of requesting it. Customers' engagement with the information signs was not measured, so the number of customers aware of the plant-based milk default or the impact that the signs had on the type of milk customers consumed is not known. These issues highlight the challenges of conducting experiments in real-world settings and mirror the unexpected problems reported in previous nudge-based research on sustainable food consumption (Kaljonen et al., 2020; Sparkman et al., 2020). Further research exploring the long-term impacts of default nudges and the role that accompanying information signage has on the intervention's effectiveness, both on plant-based milk intake and sustainable food consumption more generally, is needed.

An additional limitation of this study is not being able to examine individual-level data and assess repeat purchases among customers, which meant that each drink purchase was treated as an independent datapoint in analyses. While this unlikely impacted the study's overall conclusion given the large effect size, using repeated individual-level data may have provided a more detailed assessment of the association between the intervention and purchasing behaviour, highlighting, for example, if the intervention effect differed between repeat customers and one-time customers. This is important because previous research suggests that nudges may not work as effectively for individuals who have developed location-bound preferences through repeated interaction with the choice architecture in which the nudge was implemented. For example, in a hospital canteen, a nudge influenced new customers/visitors more than repeat customers/hospital staff (Venema & Jensen, 2024). While the effect sizes of the default nudge found in the present study are large (i.e., ~35%-point increase in plant-based milk consumption), they are slightly lower than the effect sizes of default nudges on meat reduction in restaurants (e.g., ~40%-point to ~80%-point increase; Campbell-Arvai et al., 2014; Hansen et al., 2021; Randers & Thøgersen, 2023; Taufik et al., 2022). While requiring replication, this suggests that location-bound preferences may have impacted the effectiveness of the default nudge. Furthermore, differences may have occurred in the present study because customers who repeatedly purchased drinks could have learnt to state their milk preference when ordering drinks while one-time customers may not have. Alternatively, repeat customers may be more inclined to follow the default nudge because they perceived consuming oat milk as being socially acceptable. Therefore, the intervention may have been either more or less impactful on repeat purchasers compared to those who purchased a drink once. If true, treating drink purchases as independent datapoints may have caused an underestimation or overestimation of the true effect size. Furthermore, individual-level data would have allowed the exploration of carryover effects (Sparkman et al., 2020).

Despite these considerations, this study shows the positive impact of default nudges on encouraging sustainable food consumption and the value that implementing them in policy would have on increasing plant-based diets (Reisch & Sunstein, 2021). To further

maximise the effect of default nudges, consideration needs to be made on how to support the continuation of sustainable food consumption after exposure to the default nudge has ended, since their promotion of long-term behaviour change can be restricted (Sunstein, 2017). Discussions on the continuing impact of nudges are occurring in the context of behavioural public policy (Sanders et al., 2018) but further research is needed to establish best methods of ensuring they support repeated performance of sustainable behaviour in the future. By taking this long-term perspective, the utility of implementing default nudges widely throughout the food sector will increase, helping encourage the long-term adoption of sustainable diets in western society.

## Conclusion

This study examined the impact of a default nudge intervention on sustainable plant-based milk consumption in a UK university café. We found that customers were approximately three times more likely to consume plant-based milk when oat milk was the default milk option instead of dairy milk and that the mean milk-based carbon footprint per drink reduced by 25%–34%. These findings suggest that default nudges can help encourage plant-based diets among consumers by reducing dairy consumption and enhancing sustainable plant-based milk consumption. However, the effect of this intervention decreased slightly as the study progressed, emphasising the need for future research to examine the long-term impact of default nudges on sustainable food consumption. These findings highlight the potential impact of default nudges on reducing the environmental impact of animal agriculture by encouraging plant-based diets among consumers and provide implications for the adoption of plant-based milk default nudges in university cafés and more widely across the food sector.

---

## Openness and Transparency Statements

The present article has been checked by its handling editor(s) for compliance with the journal's open science and transparency policies. The completed *Transparency Checklist* is publicly available at:  
<http://doi.org/10.23668/psycharchives.21539>

---

### Author Contributions.

KATIE MAJOR-SMITH: Conceptualization. Methodology. Formal analysis. Investigation. Data curation. Writing – original draft.

GREGORY BORNE: Conceptualization. Supervision. Writing – review & editing.

LAURA WALLIS: Conceptualization. Supervision. Writing – review & editing.

DANIEL MAJOR-SMITH: Writing – review & editing.

DEBBY COTTON: Conceptualization. Supervision. Writing – review & editing.

**Acknowledgments.** We thank Amanda Snell, Dawn Misslebrook, Julie Barlow, Karen Westlake, Rachel Oxenham and Simon Arthurs for supporting the data collection of this study. Katie Major-Smith gratefully acknowledges the support of the Marjon 180 PhD Studentship from Plymouth Marjon University.

**Funding.** This work was supported by the Marjon 180 PhD Studentship from Plymouth Marjon University (awarded to KM-S). Daniel Major-Smith was supported by the John Templeton Foundation (Grant ID: 61917).

**Competing Interests.** The authors have no competing interests to declare.

**Diversity Statement.** In the list below, the check mark (☑) indicates which steps were taken to increase diversity within the context of this paper. Steps that were not taken or did not apply are unmarked (☐).

- Ethnically or otherwise diverse sample(s)
- Gender balanced sample(s)
- Inclusive gender measure
- Inclusive materials
- Sampling justification
- Extensive sample description
- Discussion of generalizability
- Diverse reference list
- Underprivileged / minority author(s)
- Early career author(s)
- Degree of privilege/marginalization considered in authorship order
- Author(s) from sampled population (avoiding 'helicopter science')

**Data Availability.** Data and analysis code are available on the OSF at [Major-Smith \(2024b\)](#).

**Supplementary Materials.** The following table provides an overview of the accessibility of supplementary materials (if any) for this paper.

Type of supplementary materials	Availability/Access
<b>Data</b>	
a. Total drinks data.	<a href="#">Major-Smith (2024b)</a>
b. Drinks data - Carbon footprint.	<a href="#">Major-Smith (2024b)</a>
<b>Code</b>	
R Code - Drinks data analysis.	<a href="#">Major-Smith (2024b)</a>
<b>Material</b>	
There are no study materials to be made available.	—
<b>Study/Analysis preregistration</b>	
Preregistration.	<a href="#">Major-Smith (2024a)</a>
<b>Other</b>	
a. S1 - Theoretical framework.	<a href="#">Major-Smith (2024b)</a>
b. S2 - Intervention implementation sign.	<a href="#">Major-Smith (2024b)</a>
c. S3 - Week Three data inclusion discussion.	<a href="#">Major-Smith (2024b)</a>
d. S4 - Pre-registered analysis plan changes.	<a href="#">Major-Smith (2024b)</a>

Type of supplementary materials	Availability/Access
e. S5 - Carbon footprint discussion.	Major-Smith (2024b)
f. S6 - Grandstand Café equivalence tests.	Major-Smith (2024b)

### Badges for Good Research Practices.

Open data: YES.

Open code: YES.

Open materials: NO.

Preregistration: YES.

Diversity statement: YES.

Note: YES = the present article meets the criteria for awarding the badge. NO = the present article does not meet the criteria for awarding the badge or the criteria are not applicable.

## References

- Arel-Bundock, V. (2023). *Marginal effects: Predictions, comparisons, slopes, marginal, means, and hypothesis tests*. <https://cran.r-project.org/package=margineffects>
- Behavioural Insights Team. (2021). *Net Zero: Principles for successful behaviour change initiatives*. UK Government. <https://drive.google.com/file/d/1-NhoheMrPtm6Cf42LKPNZvCaeJFphrh/view>
- Betz, A. K., Seger, B. T., & Nieding, G. (2022). How can carbon labels and climate-friendly default options on restaurant menus contribute to the reduction of greenhouse gas emissions associated with dining? *PLOS Climate*, 1(5), Article e0000028. <https://doi.org/10.1371/journal.pclm.0000028>
- Campbell-Arvai, V., Arvai, J., & Kalof, L. (2014). Motivating sustainable food choices: The role of nudges, value orientation, and information provision. *Environment and Behavior*, 46(4), 453–475. <https://doi.org/10.1177/0013916512469099>
- Carlsson, F., Gravert, C., Johansson-Stenman, O., & Kurz, V. (2021). The use of green nudges as an environmental policy instrument. *Review of Environmental Economics and Policy*, 15(2), 216–237. <https://doi.org/10.1086/715524>
- Chater, N., & Loewenstein, G. (2023). The i-frame and the s-frame: How focusing on individual-level solutions has led behavioral public policy astray. *Behavioral and Brain Sciences*, 46, Article e147. <https://doi.org/10.1017/S0140525X22002023>
- Chkanikova, O., & Mont, O. (2015). Corporate supply chain responsibility: Drivers and barriers for sustainable food retailing. *Corporate Social Responsibility and Environmental Management*, 22(2), 65–82. <https://doi.org/10.1002/csr.1316>
- Clark, M. A., Domingo, N. G. G., Colgan, K., Thakrar, S. K., Tilman, D., Lynch, J., Azevedo, I. L., & Hill, J. D. (2020). Global food system emissions could preclude achieving the 1.5° and 2°C climate change targets. *Science*, 370(6517), 705–708. <https://doi.org/10.1126/science.aba7357>

- Climate Commission for UK Further and Higher Education. (2021a). *Climate action toolkit for the higher education sector*. Environmental Association of Colleges and Universities.  
[https://www.eauc.org.uk/climate\\_action\\_toolkit](https://www.eauc.org.uk/climate_action_toolkit)
- Climate Commission for UK Further and Higher Education. (2021b). *COY16 student statement*. Environmental Association of Colleges and Universities.  
[https://www.eauc.org.uk/student\\_climate\\_commissioners\\_publish\\_coy16\\_stu](https://www.eauc.org.uk/student_climate_commissioners_publish_coy16_stu)
- DellaVigna, S., & Linos, E. (2022). RCTs to scale: Comprehensive evidence from two nudge units. *Econometrica*, *90*(1), 81–116. <https://doi.org/10.3982/ECTA18709>
- Department for Education. (2022). *Sustainability and climate change: A strategy for the education and children's services systems*. UK Government.  
<https://www.gov.uk/government/publications/sustainability-and-climate-change-strategy/sustainability-and-climate-change-a-strategy-for-the-education-and-childrens-services-systems>
- Griesoph, A., Hoffmann, S., Merk, C., Rehdanz, K., & Schmidt, U. (2021). Guess what ...? – How guessed norms nudge climate-friendly food choices in real-life settings. *Sustainability*, *13*(15), Article 8669. <https://doi.org/10.3390/su13158669>
- Grundy, E. A., Slattery, P., Saeri, A. K., Watkins, K., Houlden, T., Farr, N., Askin, H., Lee, J., Mintoft-Jones, A., Cyna, S., Dziegielewska, A., Gelber, R., Rowe, A., Mathur, M. B., Timmons, S., Zhao, K., Wilks, M., Peacock, J. R., Harris, J., . . . Zorker, M. (2022). Interventions that influence animal-product consumption: A meta-review. *Future Foods: A Dedicated Journal for Sustainability in Food Science*, *5*, Article 100111. <https://doi.org/10.1016/j.fufo.2021.100111>
- Haggar, P., Whitmarsh, L., & Skippon, S. M. (2019). Habit discontinuity and student travel mode choice. *Transportation Research Part F: Traffic Psychology and Behaviour*, *64*, 1–13.  
<https://doi.org/10.1016/j.trf.2019.04.022>
- Halpern, D. (2015). *Inside the nudge unit: How small changes can make a big difference*. Random House.
- Hansen, P. G., Schilling, M., & Malthesen, M. S. (2021). Nudging healthy and sustainable food choices: Three randomized controlled field experiments using a vegetarian lunch-default as a normative signal. *Journal of Public Health*, *43*(2), 392–397.  
<https://doi.org/10.1093/pubmed/fdz154>
- Kahneman, D. (2011). *Thinking fast and slow*. Penguin Books.
- Kaljonen, M., Salo, M., Lyytimäki, J., & Furman, E. (2020). From isolated labels and nudges to sustained tinkering: Assessing long-term changes in sustainable eating at a lunch restaurant. *British Food Journal*, *122*(11), 3313–3329. <https://doi.org/10.1108/BJF-10-2019-0816>
- Kazdin, A. E. (2019). Single-case experimental designs. Evaluating interventions in research and clinical practice. *Behaviour Research and Therapy*, *117*, 3–17.  
<https://doi.org/10.1016/j.brat.2018.11.015>
- Lakens, D., Scheel, A. M., & Isager, P. M. (2018). Equivalence testing for psychological research: A tutorial. *Advances in Methods and Practices in Psychological Science*, *1*(2), 259–269.  
<https://doi.org/10.1177/2515245918770963>

- Li, D., Zhao, L., Ma, S., Shao, S., & Zhang, L. (2019). What influences an individual's pro-environmental behavior? A literature review. *Resources, Conservation and Recycling*, *146*, 28–34. <https://doi.org/10.1016/j.resconrec.2019.03.024>
- Maier, M., Bartoš, F., Stanley, T. D., & Wagenmakers, E.-J. (2022). No evidence for nudging after accounting for publication bias. *Proceedings of the National Academy of Sciences of the United States of America*, *119*(31), Article e2200300119. <https://doi.org/10.1073/pnas.2200300119>
- Major-Smith, K. (2024a). *Impact of using default menu choices to increase plant-based milk consumption in a UK university café* [OSF project page preregistration for the study]. Open Science Framework. <https://osf.io/3pg59>
- Major-Smith, K. (2024b). *Impact of using default menu choices to increase plant-based milk consumption in a UK university café* [OSF project page containing data, analysis code, and supplementary materials for the study]. Open Science Framework. <https://doi.org/10.17605/OSF.IO/NAUZP>
- Meier, J., Andor, M. A., Doebbe, F. C., Haddaway, N. R., & Reisch, L. A. (2022). Review: Do green defaults reduce meat consumption? *Food Policy*, *110*, Article 102298. <https://doi.org/10.1016/j.foodpol.2022.102298>
- Mertens, S., Herberz, M., Hahnel, U. J. J., & Brosch, T. (2022). The effectiveness of nudging: A meta-analysis of choice architecture interventions across behavioral domains. *Proceedings of the National Academy of Sciences of the United States of America*, *119*(1), Article e2107346118. <https://doi.org/10.1073/pnas.2107346118>
- Nock, M. K., Michel, B. D., & Photos, V. I. (2007). Single-case research designs. In D. McKay (Ed.), *Handbook of research methods in abnormal and clinical psychology* (pp. 337–350). SAGE Publications.
- Osman, M., McLachlan, S., Fenton, N., Neil, M., Löfstedt, R., & Meder, B. (2020). Learning from behavioural changes that fail. *Trends in Cognitive Sciences*, *24*(12), 969–980. <https://doi.org/10.1016/j.tics.2020.09.009>
- Panzone, L., Hilton, D., Sale, L., & Cohen, D. (2016). Socio-demographics, implicit attitudes, explicit attitudes, and sustainable consumption in supermarket shopping. *Journal of Economic Psychology*, *55*, 77–95. <https://doi.org/10.1016/j.joep.2016.02.004>
- Poore, J., & Nemecek, T. (2018). Reducing food's environmental impacts through producers and consumers. *Science*, *360*(6392), 987–992. <https://doi.org/10.1126/science.aag0216>
- Randers, L., & Thøgersen, J. (2023). From attitude to identity? A field experiment on attitude activation, identity formation, and meat reduction. *Journal of Environmental Psychology*, *87*, Article 101996. <https://doi.org/10.1016/j.jenvp.2023.101996>
- Rare, & Behavioural Insight Team. (2019). *Behaviour change for nature: A behavioural science toolkit for practioners*. Center for Behavior & the Environment. <https://www.bi.team/publications/behavior-change-for-nature-a-behavioral-science-toolkit-for-practitioners>
- Reisch, L. A., & Sunstein, C. R. (2021). Plant-based by default. *One Earth*, *4*(9), 1205–1208. <https://doi.org/10.1016/j.oneear.2021.08.007>

- Reisch, L. A., Sunstein, C. R., Andor, M. A., Doebbe, F. C., Meier, J., & Haddaway, N. R. (2021). Mitigating climate change via food consumption and food waste: A systematic map of behavioral interventions. *Journal of Cleaner Production*, 279, Article 123717. <https://doi.org/10.1016/j.jclepro.2020.123717>
- Ritchie, H. (2022). *Dairy vs. plant-based milk: What are the environmental impacts?* Our World in Data. <https://ourworldindata.org/environmental-impact-milks>
- Ritchie, H., & Roser, M. (2023). *Meat and dairy production*. Our World in Data. <https://ourworldindata.org/meat-production>
- Samuelson, W., & Zeckhauser, R. (1988). Status quo bias in decision making. *Journal of Risk and Uncertainty*, 1, 7–59. <https://doi.org/10.1007/BF00055564>
- Sanders, M., Snijders, V., & Hallsworth, M. (2018). Behavioural science and policy: Where are we now and where are we going? *Behavioural Public Policy*, 2(2), 144–167. <https://doi.org/10.1017/bpp.2018.17>
- Saulais, L., Massey, C., Perez-Cueto, F. J., Appleton, K. M., Dinnella, C., Monteleone, E., Depezay, L., Hartwell, H., & Giboreau, A. (2019). When are “Dish of the Day” nudges most effective to increase vegetable selection? *Food Policy*, 85, 15–27. <https://doi.org/10.1016/j.foodpol.2019.04.003>
- Scarborough, P., Clark, M., Cobiac, L., Papier, K., Knuppel, A., Lynch, J., Harrington, R., Key, T., & Springmann, M. (2023). Vegans, vegetarians, fish-eaters and meat-eaters in the UK show discrepant environmental impacts. *Nature Food*, 4, 565–574. <https://doi.org/10.1038/s43016-023-00795-w>
- Schmuckler, M. A. (2001). What is ecological validity? A dimensional analysis. *Infancy: The Official Journal of the International Society on Infant Studies*, 2(4), 419–436. [https://doi.org/10.1207/S15327078IN0204\\_02](https://doi.org/10.1207/S15327078IN0204_02)
- Scott, C. (2018). Sustainably sourced junk food? Big food and the challenge of sustainable diets. *Global Environmental Politics*, 18(2), 93–113. [https://doi.org/10.1162/glep\\_a\\_00458](https://doi.org/10.1162/glep_a_00458)
- Sharma, E. (2019). A review of corporate social responsibility in developed and developing nations. *Corporate Social Responsibility and Environmental Management*, 26(4), 712–720. <https://doi.org/10.1002/csr.1739>
- Singh-Povel, C. M., Van Gool, M. P., Gual Rojas, A. P., Bragt, M. C. E., Kleinnijenhuis, A. J., & Hettinga, K. A. (2022). Nutritional content, protein quantity, protein quality and carbon footprint of plant-based drinks and semi-skimmed milk in the Netherlands and Europe. *Public Health Nutrition*, 25(5), 1416–1426. <https://doi.org/10.1017/S1368980022000453>
- Sparkman, G., Weitz, E., Robinson, T. N., Malhotra, N., & Walton, G. M. (2020). Developing a scalable dynamic norm menu-based intervention to reduce meat consumption. *Sustainability*, 12(6), Article 2453. <https://doi.org/10.3390/su12062453>
- Sunstein, C. R. (2017). Nudges that fail. *Behavioural Public Policy*, 1(1), 4–25. <https://doi.org/10.1017/bpp.2016.3>
- Taufik, D., Bouwman, E. P., Reinders, M. J., & Dagevos, H. (2022). A reversal of defaults: Implementing a menu-based default nudge to promote out-of-home consumer adoption of

- plant-based meat alternatives. *Appetite*, 175, Article 106049.  
<https://doi.org/10.1016/j.appet.2022.106049>
- Thaler, R. H., & Sunstein, C. R. (2008). *Nudge: Improving decisions about health, wealth, and happiness*. Yale University Press.
- UNEP, GRID-Arendal, & Behavioral Insights Team. (2020). *The little book of green nudges: 40 nudges to spark sustainable behaviour on campus*. United Nations Environment Programme.  
<https://www.unep.org/resources/publication/little-book-green-nudges>
- UNFCCC. (2025). *Race to zero*. United Nations Framework Convention on Climate Change.  
[https://unfccc.int/sites/default/files/resource/Minimum%20Criteria\\_RtZ.pdf](https://unfccc.int/sites/default/files/resource/Minimum%20Criteria_RtZ.pdf)
- Venema, T. A. G., & Jensen, N. H. (2024). We meat again: A field study on the moderating role of location-specific consumer preferences in nudging vegetarian options. *Psychology & Health*, 39(10), 1337–1351. <https://doi.org/10.1080/08870446.2023.2182896>
- Verplanken, B., Walker, I., Davis, A., & Jurasek, M. (2008). Context change and travel mode choice: Combining the habit discontinuity and self-activation hypotheses. *Journal of Environmental Psychology*, 28(2), 121–127. <https://doi.org/10.1016/j.jenvp.2007.10.005>
- Wickham, H. (2016). *ggplot2: Elegant graphics for data analysis*. Springer-Verlag.
- Wickham, H., Averick, M., Bryan, J., Chang, W., McGowan, L. D., François, R., Grolemund, G., Hayes, A., Henry, L., Hester, J., Kuhn, M., Pedersen, T. L., Miller, E., Bache, S. M., Müller, K., Ooms, J., Robinson, D., Seidel, D. P., Spinu, V., . . . Yutani, H. (2019). Welcome to the tidyverse. *Journal of Open Source Software*, 4(43), Article 1686. <https://doi.org/10.21105/joss.01686>
- Wickham, H., & Bryan, J. (2023). *readxl: Read excel files*. <https://cran.r-project.org/package=readxl>
- WWF. (2020). *Living planet report 2020 – Bending the curve of biodiversity loss*. World Wide Fund for Nature. <https://livingplanet.panda.org/en-gb/>
- Zeileis, A., Köll, S., & Graham, N. (2020). Various versatile variances: An object-oriented implementation of clustered covariances in R. *Journal of Statistical Software*, 95(1), 1–36.  
<https://doi.org/10.18637/jss.v095.i01>
- Zhou, X., Perez-Cueto, F. J., Dos Santos, Q., Bredie, W. L., Molla-Bauza, M. B., Rodrigues, V. M., Buch-Andersen, T., Appleton, K. M., Hemingway, A., Giboreau, A., Saulais, L., Monteleone, E., Dinnella, C., & Hartwell, H. (2019). Promotion of novel plant-based dishes among older consumers using the ‘dish of the day’ as a nudging strategy in 4 EU countries. *Food Quality and Preference*, 75, 260–272. <https://doi.org/10.1016/j.foodqual.2018.12.003>
- Zou, G. (2004). A modified Poisson regression approach to prospective studies with binary data. *American Journal of Epidemiology*, 159(7), 702–706. <https://doi.org/10.1093/aje/kwh090>